



E-IMAGE Portable Camera Dolly Instruction



Model NO. ED330


Description

Eimage Portable Camera Dolly is with innovative design, which makes shooting on rail easier and faster. It is made up of aviation aluminum alloy material. High precise coating treatment makes surface wear-resistant. It features light, foldable, good looking, easy installation and pretty convenient to use. With a waterproof carrying case, you can take it to anywhere. Eimage Portable Camera Dolly can work with any professional tripods. With max. 50kg load capacity, it can work very well with HD cameras, HDV cameras and film cameras.

Specifications


Slider length: 5000mm(10x, 1000mm each)	Loading capacity: 50kg
Carrying case: 1000mm×360mm×170mm	Width: max 800mm
Material: aluminum alloy	Carrying Weight: 13kg
Finish: film coated	Working temperature: -20℃-+40℃

Parts



- A: High-density foam ×10pcs
- B: Connecting rails ×10pcs
- C: Fixed link ×2pcs
- D: Universal dolly ×1pc
- E: Rubber foot ×3pcs
- F: Carrying bag ×1pc


Instruction



1. According to actual use request, lay high-density foams with your desired length flat on the floor or other lands, and form them as two parallel lines.




2. Put connecting rails on the parallel foams and connect them.



3. Install two fixed links at the ends of rails, just by press into.



4. Install the universal dolly on the rails by setting wheels.



5. If DV tripod, please install it in dolly's feet. Before this, please detach tripod's own feet. Please see the picture.



6. If normal tripod, please just install it on the dolly by locking. Please see the picture.

Finally, Please enjoy shooting of EIMAGE Portable Camera Dolly!



E-IMAGE Portable Camera Dolly Instruction

Notes

1. We strongly recommend to use our original high-density foam, which is especially designed for this portable dolly. It can protect rails very well and make moves smoothly and silently.
 2. Please always keep all rails flat, in order to avoid any transformations
 3. Please detach all parts when you want to move to other shooting place.
 4. Please clean all parts, especially rails connection parts, and put oil to lubricate it. Then the dolly can work better and use for long time.
 5. Please don't put over-weight products on it, as it is only a portable dolly.
-

Contact information

NINGBO EIMAGE STUDIO EQUIPMENT CO., LTD

Add: NO.373 South Hangyong Road, Luotuo Industry Zone,
Zhenhai, Ningbo, China 315202

Tel: +86-574-86590031/86590061 Fax: +86-574-86590078

E-mail: sales@eimagevideo.com

Website: <http://www.eimagevideo.com>